

MONTHLY STATISTICAL BULLETIN

June 2021

Market capitalization: 201.760.230.414

Turnover: 1.549.452.344

Number of transactions: 1.411

MBI10: 5.281,14

↓0,78

↑227,67%

↓7,35%

↑0,06%

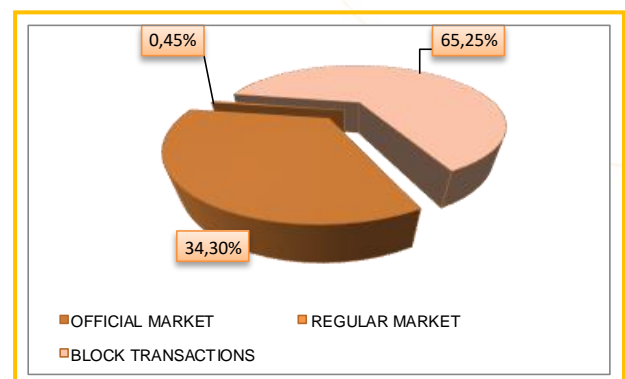
BASIC INDICATORS

TURNOVER (denars)	May 2021	June2021	% of change
TRADING IN BEST	391.653.595	538.444.769	37,48
SHARES	386.785.791	478.038.439	23,59
BONDS	4.867.804	60.406.330	1140,94
OTHER SECURITIES	0	0	-
DAILY AVERAGE TURNOVER (denars)	21.758.533	25.640.227	17,84
DAILY AVERAGE NUMBER OF TRANSACTIONS	84	67	-20,24
BLOCK TRANSACTIONS	81.220.406	1.011.007.575	1144,77
PUBLIC AUCTIONS	0	0	-
PUBLIC OFFERING	0	0	-
TOTAL	472.874.001	1.549.452.344	227,67
NUMBER OF TRANSACTIONS			
TRADING IN BEST	1.513	1.390	-8,13
BLOCK TRANSACTIONS	10	21	110,00
PUBLIC AUCTIONS	0	0	-
PUBLIC OFFERING	0	0	-
TOTAL	1.523	1.411	-7,35
MARKET CAPITALIZATION (denars)			
MARKET CAPITALIZATION OF SHARES	203.342.113.142	201.760.230.414	-0,78
OFFICIAL MARKET-SHARES	199.200.070.827	197.619.873.499	-0,79
MARKET OF JOINT STOCK COMPANIES WITH SPECIAL REPORTING OBLIGATIONS	4.142.042.315	4.140.356.915	-0,04
MARKET CAPITALIZATION OF BONDS	14.983.559.795	14.712.268.641	-1,81
MARKET CAPITALIZATION OF OTHER SECURITIES	312.516.978	313.102.125	0,19
TOTAL MARKET CAPITALIZATION	218.638.189.914	216.785.601.179	-0,85
MBI10	5.277,88	5.281,14	0,06
OMB	133,37	133,71	0,25
NUMBER OF LISTED SECURITIES	98*	98*	0,00
NUMBER OF TRADING DAYS	18	21	16,67

*The calculation includes the shares of Idevelop AD Skopje, ArceloMittal Skopje (HRM) AD Skopje, Blagoj Tufanov AD Radovish and Trudbenik AD Ohrid which are long term suspended from listing.

TURNOVER STRUCTURE

Market segment	Turnover (denars)	Turnover (EUR)	%	Number of transactions
OFFICIAL MARKET	531.534.599	8.617.368	34,30	1.359
REGULAR MARKET	6.910.170	112.053	0,45	31
BLOCK TRANSACTIONS	1.011.007.575	16.387.494	65,25	21
TOTAL	1.549.452.344	25.116.915	100,00	1.411



MONTHLY STATISTICAL BULLETIN

10 MOST LIQUID SHARES (Official market)

Issuer	Max (denars)	Min (denars)	Average price (denars)	Volume	Turnover (denars)	Turnover (EUR)	%	Num. of trans.	Market capitalization (denars)
Makedonski Telekom Skopje	355,00	326,00	349,49	388.528	126.855.946	2.056.163	26,93	40	32.968.540.320
Komercijalna banka Skopje	8.950,00	8.649,00	8.742,36	12.759	111.622.177	1.809.514	23,69	332	20.052.940.766
Alkaloid Skopje	16.500,00	15.400,00	15.939,82	5.757	92.157.981	1.494.247	19,56	319	22.185.971.500
Makpetrol Skopje	76.999,00	72.500,00	73.977,15	448	33.468.101	542.614	7,10	117	8.563.162.263
NLB Banka Skopje	23.830,00	21.400,00	22.078,63	1.171	25.564.624	414.577	5,43	88	18.866.984.686
Stopanska banka Skopje	1.275,00	1.183,00	1.243,28	18.554	23.128.017	375.039	4,91	91	20.952.216.000
Granit Skopje	1.270,00	1.170,00	1.226,75	15.042	18.618.070	301.851	3,95	76	3.685.652.400
Prilepska Pivarnica Prilep	34.500,00	34.500,00	34.500,00	383	13.213.500	214.167	2,80	2	1.377.171.000
UNI Banka Skopje	2.920,00	2.750,00	2.869,28	2.311	6.513.079	105.682	1,38	26	1.593.736.053
TTK Banka Skopje	1.500,00	1.451,00	1.490,47	3.464	5.166.559	83.766	1,10	26	1.325.679.900
Rest				27.347	14.820.215	240.319	3,15	151	66.047.818.611
Total				475.764	471.128.269	7.637.939	100,00	1.268	197.619.873.499

TOP GAINERS / TOP LOSERS—OFFICIAL MARKET

Issuer	Average price (denars) 31.05.2021	Average price (denars) 30.06.2021	% of change
TOP GAINERS			
UNI Banka Skopje	2.703,47	2.919,00	7,97
Stopanska banka Bitola	3.015,00	3.150,00	4,48
Ading Skopje	633,00	661,00	4,42
NLB Banka Skopje	21.405,89	22.090,91	3,20
Beton Skopje	4.448,08	4.581,00	2,99
TOP LOSERS			
OKTA Skopje	3.800,00	3.400,00	-10,53
Teteks Tetovo	2.163,00	2.040,00	-5,69
Stopanska banka Skopje	1.248,56	1.200,00	-3,89
Makstil Skopje	96,72	93,00	-3,85
TTK Banka Skopje	1.515,00	1.460,18	-3,62

OVERVIEW OF THE TRADING WITH BONDS

	HIGH (%)	LOW (%)	Last daily average price (%)	Last trading day	Volume	Turnover (denars)	Turnover (EUR)	Yield to maturity *
Centralna kooperativna banka AD Skopje - convertible bonds	100,00	100,00	100,00	09.6.2021	500	30.839.750	500.000	2,20%
R. Macedonia—Government bonds DO2020/15-1235dk	100,00	100,00	100,00	01.6.2021	420	4.200.000	68.168	2,20%
Government bonds-denationalization XI issue (RMDEN11)	99,50	99,50	99,50	22.6.2021	1.684	103.331	1.676	-
Government bonds-denationalization XII issue (RMDEN12)	99,50	99,50	99,50	02.6.2021	973	59.680	968	-
Government bonds-denationalization XIV issue (RMDEN14)	100,00	99,50	100,00	03.6.2021	4.392	270.029	4.381	2,00%
Government bonds-denationalization XV issue (RMDEN15)	100,00	99,00	99,00	25.6.2021	7.141	437.306	7.091	2,36%
Government bonds-denationalization XVI issue (RMDEN16)	100,70	99,50	100,70	09.6.2021	143.039	8.882.520	144.013	1,78%
Government bonds-denationalization XVII issue (RMDEN17)	99,60	99,60	99,60	17.6.2021	4.448	273.267	4.430	2,11%
Government bonds-denationalization XVIII issue (RMDEN18)	100,70	99,00	99,00	17.6.2021	110.538	6.845.439	110.990	2,24%
Government bonds-denationalization XIX issue (RMDEN19)	99,90	99,80	99,80	30.6.2021	137.984	8.495.009	137.712	2,04%

* The model for calculation of annual average yield to maturity is adapted to the characteristics of the bonds. Calculation date is 30.06.2021 using the last average price of the bonds.

MONTHLY STATISTICAL BULLETIN

MBI10

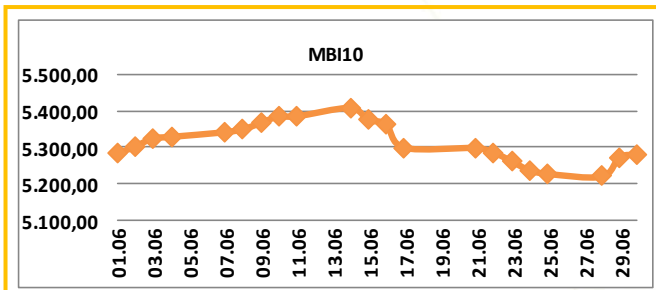
Value at 30.06.2021

5.281,14

MAX Value in June (14.06.2021) 5.407,12

MIN Value in June (28.06.2021) 5.220,85

% of change from 30.12.2020 12,25%

All about MBI10 on: <http://www.mse.com.mk/Indicies.aspx?Index=MBI10>

Composition of MBI10	Turnover (denars)	Volume	Num. of trans.	Last average price	% of monthly change of price
Alkaloid AD Skopje	97.634.781	6.093	320	15.500,00	-1,61
Granit AD Skopje	18.618.070	15.042	76	1.200,00	-3,06
Komercijalna banka AD Skopje	1.006.478.152	115.709	344	8.798,75	1,41
Makpetrol AD Skopje	37.094.101	497	118	76.196,92	2,82
Makedonijaturist AD Skopje	3.063.760	667	21	4.500,00	-2,81
Stopanska banka AD Skopje	23.128.017	18.554	91	1.200,00	-3,89
TTK banka AD Skopje	5.166.559	3.464	26	1.460,18	-3,62
Makedonski Telekom AD Skopje	126.855.946	388.528	40	344,00	-2,05
Stopanska banka AD Bitola	3.698.039	1.205	33	3.150,00	4,48
NLB Banka AD Skopje	114.392.624	4.955	92	22.090,91	3,20

OMB

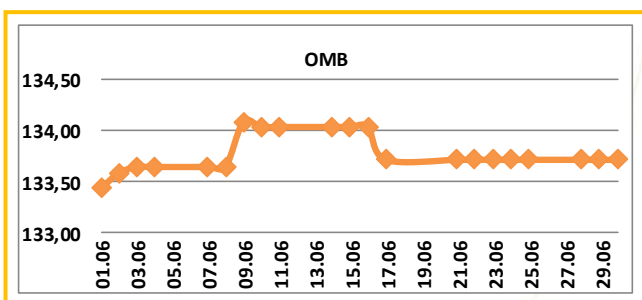
Value at 30.06.2021

133,71

MAX Value in June (09.06.2021) 134,08

MIN Value in June (01.06.2021) 133,43

% of change from 30.12.2020 0,53%

All about OMB on: <http://www.mse.com.mk/Indicies.aspx?Index=OMB>

Composition of OMB	Turnover (denars)	Volume	Num. of trans.	Last average price	% of monthly change of price
Government bonds - denationalization XI issue (RMDEN11)	103.331	1.684	4	99,50	0,00
Government bonds - denationalization XII issue (RMDEN12)	59.680	973	2	99,50	0,00
Government bonds - denationalization XIII issue (RMDEN13)	0	0	0	99,70	0,00
Government bonds - denationalization XIV issue (RMDEN14)	270.029	4.392	2	100,00	1,01
Government bonds - denationalization XV issue (RMDEN15)	437.306	7.141	4	99,00	0,00
Government bonds - denationalization XVI issue (RMDEN16)	8.882.520	143.039	18	100,70	1,21
Government bonds - denationalization XVII issue (RMDEN17)	273.267	4.448	4	99,60	0,00
Government bonds - denationalization XVIII issue (RMDEN18)	6.845.439	110.538	16	99,00	-0,20
Government bonds - denationalization XIX issue (RMDEN19)	8.495.009	137.984	34	99,80	0,10



MONTHLY STATISTICAL BULLETIN

MBI10 LISTED COMPANIES RATIOS

Issuer	P/E Ratio ¹	Dividend yield ²	Foreign investors participation in June 2021	Foreign investors participation in May 2021	Change
Alkaloid AD Skopje	19,06	2,57%	2,86%	2,86%	0,00%
Granit AD Skopje	64,74	1,39%	3,32%	3,30%	0,02%
Komercijalna banka AD Skopje	10,4	6,78%	2,50%	2,50%	0,00%
Makpetrol AD Skopje	24,33	6,65%	1,38%	1,33%	0,05%
Makedonijaturist AD Skopje	-	0,00%	0,81%	0,81%	0,00%
Stopanska banka AD Skopje	10,71	0,00%	92,37%	92,37%	0,00%
TTK banka AD Skopje	14,63	6,16	1,16%	1,16%	0,00%
Makedonski Telekom AD Skopje	16,73	4,65	1,09%	1,49%	-0,40%
Stopanska banka AD Bitola	15,12	0,00%	2,02%	2,03%	-0,01%
NLB banka AD Skopje	11,07	0,00%	87,71%	87,72%	-0,01%

[1] Share price at last day of trading in currently month, / Earnings per share

[2] The ratios are calculated using the data from the last published Audited financial reports and last paid dividend.

* The calculation was made with the amount of dividend that Komercijalna Banka AD Skopje and TTK Banka AD Skopje adopted at the shareholders' meeting. The payment of dividend is conditioned by the termination of the "Decision on temporary limitation of the distribution and payment of dividends to bank shareholders." adopted by the NBRSM.

FOREIGN INVESTORS—OFFICIAL MARKET

June 2021	Foreign Legal investors June 2021	Foreign private investors June 2021	Total Foreign entities June 2021	Total Foreign entities May 2021	Change
Shares ^[3]	35,10%	1,18%	36,28%	36,32%	-0,04%
Denationalization bonds ^[4]	0,14%	0,06%	0,20%	0,20%	0,00%
Continuous government bonds ^[5]	0,09%	0,00%	0,09%	0,09%	0,00%

[3] Data as last day of trading in currently month according to the Central Securities Depository, regarding the participation of the foreign investors in the number of shares.

[4,5] Data as last day of trading in currently month according to the Central Securities Depository, regarding the participation of the foreign investors in the total nominal value of bonds.

FOREIGN AND DOMESTIC INVESTORS IN THE TOTAL TURNOVER [6]

	BUYING % of total	SELLING % of total
Foreign private investors	0,60%	0,77%
Foreign Legal investors	2,12%	10,11%
Total Foreign Legal entities	2,72%	10,88%
Domestic private investors	28,58%	23,23%
Domestic Legal investors	68,70%	65,90%
Total Domestic Legal entities	97,28%	89,12%

[6] Data as last day of trading in currently month according to the Central Securities Depository, regarding the participation of the foreign and domestic investors in the total turnover.

TURNOVER PER MEMBERS / in denars

Member	Code	Trading in BEST system	% of trading in BEST sys.	Block (denars)	% block	Public auctions	% of Public auctions	Public offering	% of Public offering	Total
Komercijalna banka AD Skopje	KB	177.233.261	16,46	965.107.500	47,73	0	0,00	0	0,00	1.142.340.761
Eurohaus AD Skopje	EH	288.953.779	26,83	402.164.100	19,89	0	0,00	0	0,00	691.117.879
ILIRIKA INVESTMENTS AD Skopje	IL	183.956.639	17,08	324.304.575	16,04	0	0,00	0	0,00	508.261.214
NLB Banka AD Skopje	TN	177.785.821	16,51	309.150.975	15,29	0	0,00	0	0,00	486.936.796
INVESTBROKER AD Skopje	MI	123.175.074	11,44	0	0,00	0	0,00	0	0,00	123.175.074
TTK Banka Skopje	TK	29.756.401	2,76	21.288.000	1,05	0	0,00	0	0,00	51.044.401
INOVO BROKER AD Skopje	IN	38.201.998	3,55	0	0,00	0	0,00	0	0,00	38.201.998
Stopanska banka AD Skopje	SB	37.180.412	3,45	0	0,00	0	0,00	0	0,00	37.180.412
Fersped Broker AD Skopje	FR	12.642.968	1,17	0	0,00	0	0,00	0	0,00	12.642.968
Sparkasebanka AD Skopje	SP	8.003.185	0,74	0	0,00	0	0,00	0	0,00	8.003.185
Total		1.076.889.538	100,00	2.022.015.150	100,00	0	100,00	0	100,00	3.098.904.688

Turnover via BEST system and turnover in block trades is calculated on the basis of double counting, in order to include the executed cross trades by the MSE members in the structure of the overall MSE turnover. As since July 13, during the government auctions on the selling side there is no brokers (i.e. MSE performs this role), the turnover derived from government auctions is still calculated on the basis of single counting.

MONTHLY STATISTICAL BULLETIN

AS A REMINDER

The product of the Macedonian Stock Exchange **BESTNET ANALYTICS** is a modern internet service that helps investors in building well-founded investment strategies and in bringing valuable investment decisions.

BESTNET ANALYTICS contains:


- Data for more than **100** companies traded on the Macedonian Stock Exchange
- More than **70** different financial indicators of companies and more than **40** indicators for banks
- Monitoring and comparing the values for the last **3** years
- Tracking results by quarters
- Data in den, euros and dollars
- Data for paid dividends from companies for the last **4** years
- Data for the major shareholders of the company
- Data for management bodies of the company
- Data for related companies
- Comparison and monitoring of a large number of financial indicators
- Monitoring indicators by sectors and industries
- Graphic display of technical indicators
- Over **40** technical indicators and oscillators
- Monitoring of investments, determining their current value
- Calculation of gains / losses from unrealized transactions
- Calculation of gains / losses from trades executed
- Simulated portfolios

Шифра на XB	Датум на трансакција	Број на трансакција	Количина	Куповна вредност - вкупно (во ден.)	Датум на последна цена	Последна просечна цена	Вкупна вредност (во ден.)	Нереализирана добитка / загуба (во ден.)	% промена од купување на хв	% од вредноста на вкупните вложувања
скратен преглед на поединечна трансакција										
GRNT	17.02.2009	X52515136	600,00	360.000,00	21.01.2008	653,11	391.866,00	1.800.000,00	133,33%	3,74%
TELE	11.06.2009	1235649	600,00	360.000,00	21.01.2008	653,11	391.866,00	31.866,00	8,85%	1,00%
детален преглед на поединечна трансакција										
Македонски Телеком Скопје (TELE)										
Тип на хартија	Share			Куповна вредност - вкупно (во ден.)	360.000,00					
Датум на трансакција	11.06.2009			Датум на последна цена	21.01.2008					
Број на трансакција	1235649			Последна просечна цена	653,11					
Количина	600,00			Нето вредност (во ден.)	391.866,00					
Куповна цена (во ден.)	600,00			Акумулирана камата (во ден.)	0,00					
Номинална вредност	0,00 MKD			Вкупна вредност (во ден.)	391.866,00					
Куповна вредност (во ден.)	360.000,00			Нереализирана добитка / загуба (во ден.)	31.866,00					
Купена акумул. камата (во ден.)	0,00			% промена од купување на хв	8,85%					
Трансакциони трошоци (во ден.)	500,00			% од вредноста на вкупните вложувања	1,00%					
детален преглед на поединечна трансакција										
P.Македонија - денационализација 01 (PMDE01)										
Тип на хартија	Bond			Куповна вредност - вкупно (во ден.)	107.092,08					
Датум на трансакција	11.07.2008			Датум на последна цена	27.11.2007					
Број на трансакција	1919			Последна просечна цена	85,00					
Количина	2.250,00			Нето вредност (во ден.)	116.662,50					
Куповна цена (во %)	77,50			Акумулирана камата (во ден.)	1.225,85					
Номинална вредност	1,00 EUR			Вкупна вредност (во ден.)	117.888,35					
Куповна вредност (во ден.)	106.689,77			Нереализирана добитка / загуба (во ден.)	11.198,57					
Купена акумул. камата (во ден.)	402,31			% промена од купување на хв	10,08%					
Трансакциони трошоци (во ден.)	500,00			% од вредноста на вкупните вложувања	0,30%					
TOTAL				36.067.092,08			62.684.319,35	26.617.629,57	100,00%	

Опис на хв		Податоци од тргувањето	
Пазарен сегмент	Официјален пазар	Последно тргување	22.02.2012
Пазарен подсегмент	Баранска котација - обични акции	Цена на отварање	4.200,00
Тип на хв	обични акции	Цена на затварање	
ISIN број	MKALK101011	Најниска цена	4.200,00
Вкупни издадени хв	1431353	Највисока цена	4.121,00
Шифра на хв	ALK	Просечна цена во ден	4.187,03
Номинална вредност	25,56 EUR	Количина	67
		Пронет	280.531,00
		Трансакции	5
Движења на цената и пронетот		Показатели по акција за издавачот	
Највисока цена во пос. 52 недели	4.599,00	Коефициент цена / добитка	10,43
Најниска цена во пос. 52 недели	3.799,00	Дивиденден принос	3,98%
% промена во посл. 30 дена	8,48%	Коефициент цена / Книговодствена вредност по акција	0,91
% промена во посл. 3 месеци	6,98%	Коефициент цена / Акумулирана добитка по акција	2,62
% промена во посл. 6 месеци	0,82%	Коефициент цена / приходи од продажба	1,01
% промена во посл. 1 година	-4,07%	Коефициент цена / парични приливи од оперативни активности	13,59
Просечен дневен пронет во пос. 30 дена	645.146,23	Коефициент цена / оперативна добитка	8,93
Просечен дневен пронет во пос. 3 месеци	812.362,12	Коефициент цена / EBITDA	6,35
Просечен дневен пронет во тековната година	626.836,29	Највисок P/E во пос. 52 недели	11,46
Просечен дневен пронет во пос. 52 недели	1.304.591,88	Најнисок P/E во пос. 52 недели	9,47
		Нето добитка по акција за пос. 12 месеци	430,59
		Коефициент цена / добитка за пос. 12 месеци	9,72

For more information on : www.bestnet.com.mk

ПРАКТИЧНОСТ ВО 3 ЧЕКОРИ



Во промотивниот период до 31.12.2020 година,
бесплатно дигитализирајте до две Mastercard® картички.

www.kompay.mk



КомРау. Твојот мобилен паричник



комерцијална Банка аџ скопје

www.kb.com.mk контакт центар: (02) 3 296 800



МАКЕДОНСКА БЕРЗА
MACEDONIAN STOCK EXCHANGE